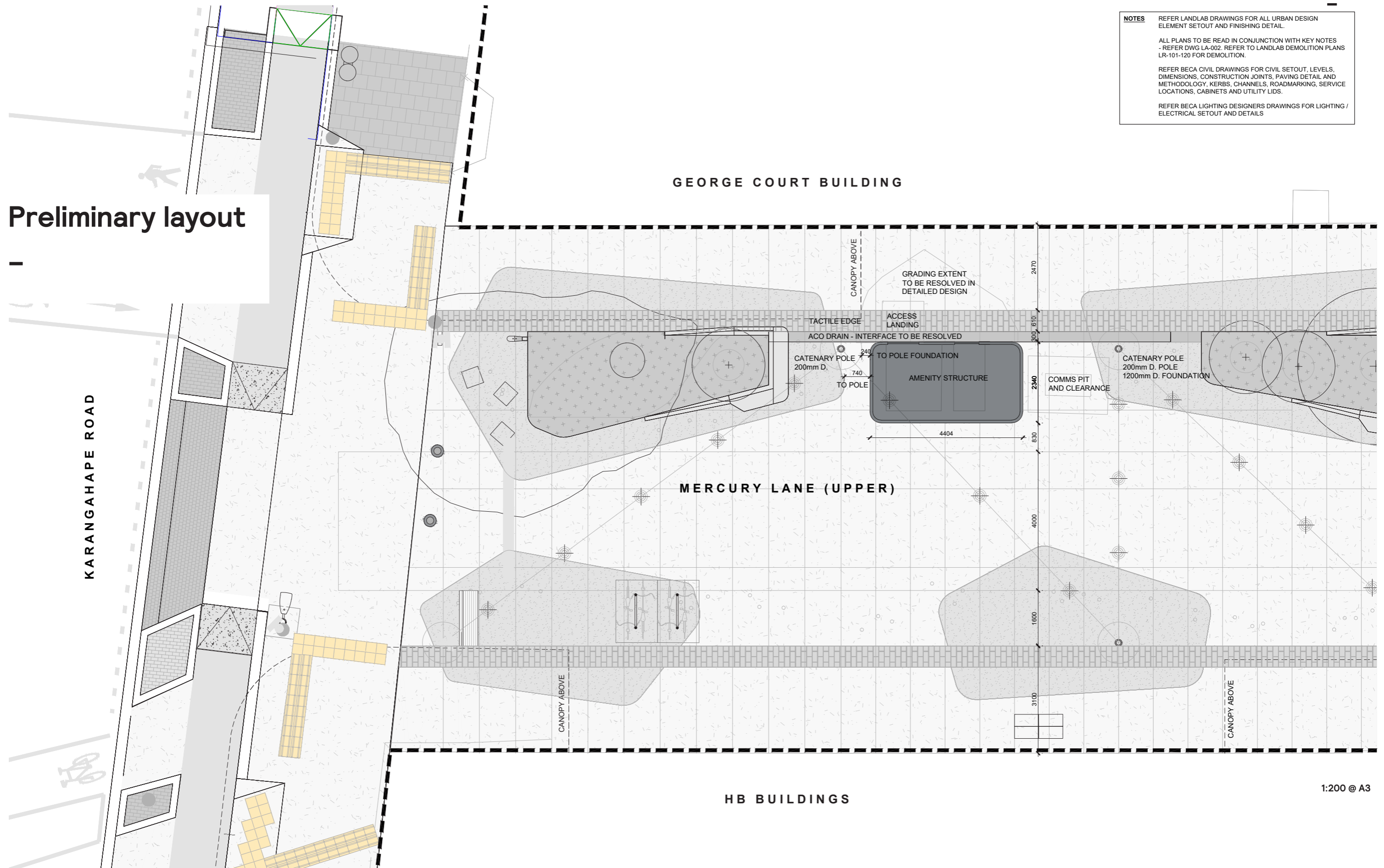


Preliminary layout

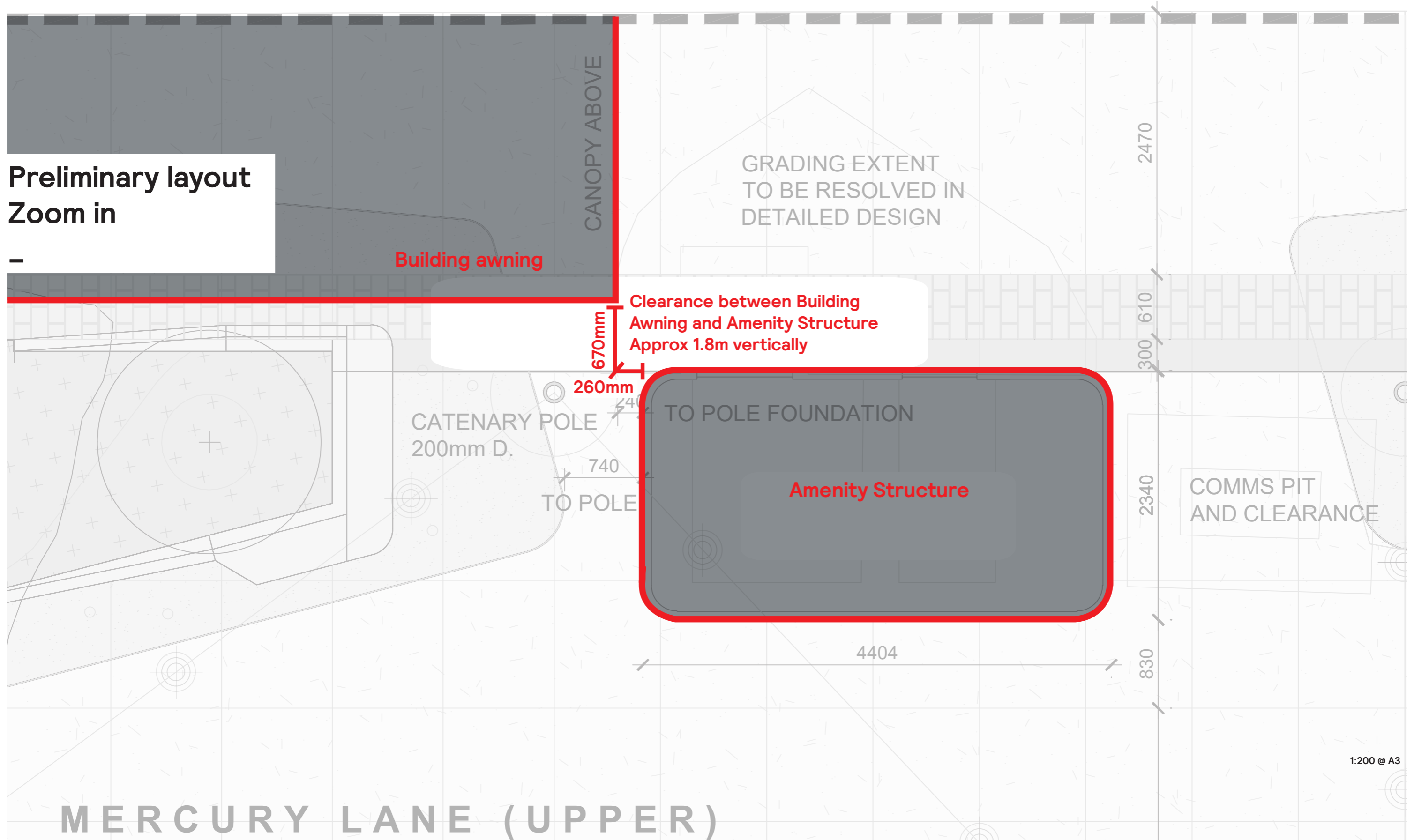
**NOTES**

- REFER LANDLAB DRAWINGS FOR ALL URBAN DESIGN ELEMENT SETOUT AND FINISHING DETAIL.
- ALL PLANS TO BE READ IN CONJUNCTION WITH KEY NOTES - REFER DWG LA-002. REFER TO LANDLAB DEMOLITION PLANS LR-101-120 FOR DEMOLITION.
- REFER BECA CIVIL DRAWINGS FOR CIVIL SETOUT, LEVELS, DIMENSIONS, CONSTRUCTION JOINTS, PAVING DETAIL AND METHODOLOGY, KERBS, CHANNELS, ROADMARKING, SERVICE LOCATIONS, CABINETS AND UTILITY LIDS.
- REFER BECA LIGHTING DESIGNERS DRAWINGS FOR LIGHTING / ELECTRICAL SETOUT AND DETAILS



1:200 @ A3

**Preliminary layout  
Zoom in**



MERCURY LANE (UPPER)

1:200 @ A3

Preliminary render



GEORGE  
COURTS

Catenary  
light poles

Amenity  
Structure

MERCURY  
THEATRE

HB BUILDING

Catenary  
light poles

MERCURY LANE

Tree pits /  
garden beds

Eastern elevation



Building awning

GEORGE  
COURTS

Clearance between Building  
Awning and Amenity Structure  
Approx 1.8m vertically

Tree pits /  
garden beds

Amenity  
Structure

Catenary  
light poles

Tree pits /  
garden beds

MERCURY LANE

HB BUILDING

Eastern elevation – adjusted



Catenary  
light poles

Building awning

GEORGE  
COURTS

Clearance between Building  
Awning and Amenity Structure  
Approx 1.8m vertically

Tree pits /  
garden beds

Amenity  
Structure

Catenary  
light poles

Tree pits /  
garden beds

MERCURY LANE

HB BUILDING

Western elevation



MERCURY THEATRE

HB BUILDING

Amenity Structure

Standard

Accessible

MERCURY LANE

Catenary light poles

Accessible route

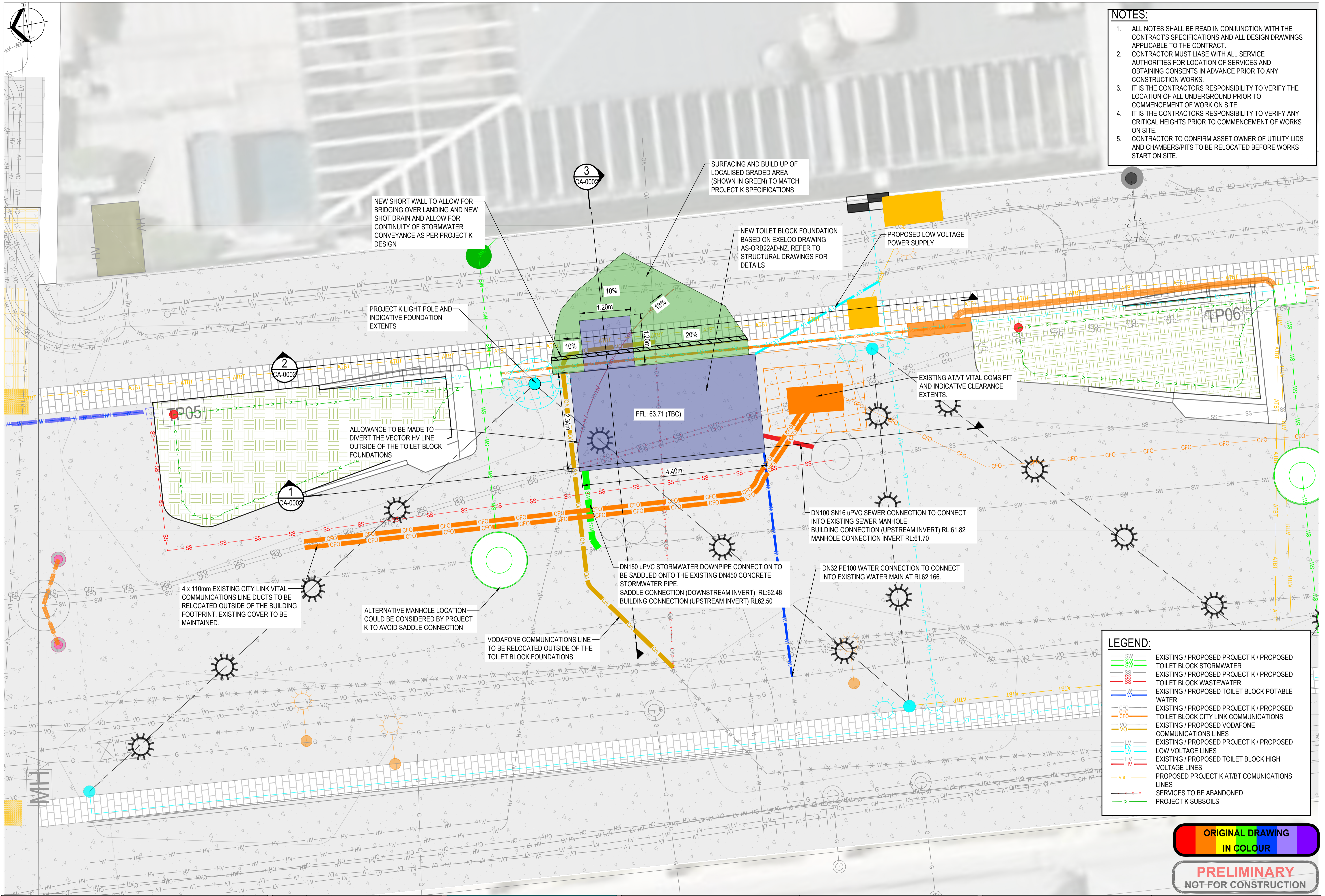
Grading tie in to accessible route needs further resolution in Detailed Design

Tree pits / garden beds

Tree pits / garden beds

GEORGE COURTS

- NOTES:**
1. ALL NOTES SHALL BE READ IN CONJUNCTION WITH THE CONTRACT'S SPECIFICATIONS AND ALL DESIGN DRAWINGS APPLICABLE TO THE CONTRACT.
  2. CONTRACTOR MUST LIAISE WITH ALL SERVICE AUTHORITIES FOR LOCATION OF SERVICES AND OBTAINING CONSENTS IN ADVANCE PRIOR TO ANY CONSTRUCTION WORKS.
  3. IT IS THE CONTRACTORS RESPONSIBILITY TO VERIFY THE LOCATION OF ALL UNDERGROUND PRIOR TO COMMENCEMENT OF WORK ON SITE.
  4. IT IS THE CONTRACTORS RESPONSIBILITY TO VERIFY ANY CRITICAL HEIGHTS PRIOR TO COMMENCEMENT OF WORKS ON SITE.
  5. CONTRACTOR TO CONFIRM ASSET OWNER OF UTILITY LIDS AND CHAMBERS/PITS TO BE RELOCATED BEFORE WORKS START ON SITE.



- LEGEND:**
- EXISTING / PROPOSED PROJECT K / PROPOSED TOILET BLOCK STORMWATER
  - EXISTING / PROPOSED PROJECT K / PROPOSED TOILET BLOCK WASTEWATER
  - EXISTING / PROPOSED TOILET BLOCK POTABLE WATER
  - EXISTING / PROPOSED PROJECT K / PROPOSED TOILET BLOCK CITY LINK COMMUNICATIONS
  - EXISTING / PROPOSED VODAFONE COMMUNICATIONS LINES
  - EXISTING / PROPOSED PROJECT K / PROPOSED LOW VOLTAGE LINES
  - EXISTING / PROPOSED TOILET BLOCK HIGH VOLTAGE LINES
  - PROPOSED PROJECT K AT/VT COMMUNICATIONS LINES
  - SERVICES TO BE ABANDONED
  - PROJECT K SUBSOILS

ORIGINAL DRAWING  
IN COLOUR

PRELIMINARY  
NOT FOR CONSTRUCTION

0	PRELIMINARY DESIGN	AL	JL	CB	23.04.24
No.	Revision	By	Chk	Appd	Date

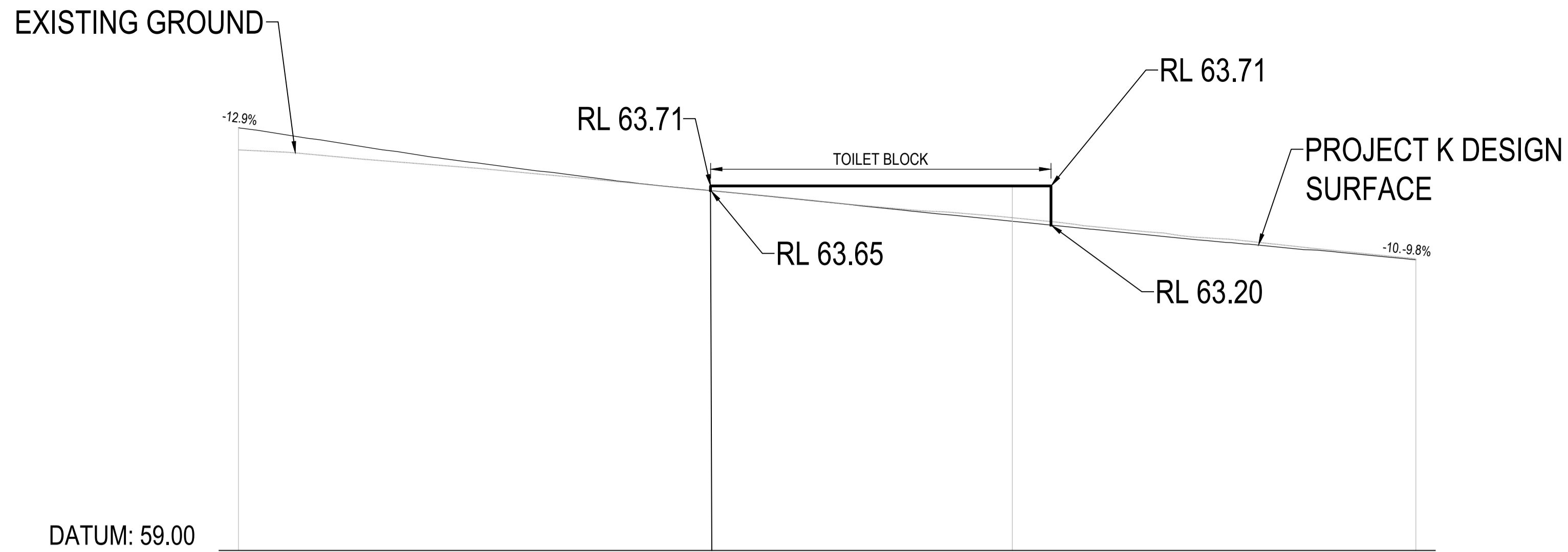
Original Scale (A1)	Design	A. LARSEN	23.04.24	Approved For Construction*
AS SHOWN	Drawn	A. LARSEN	23.04.24	
Reduced Scale (A3)	Design Checker	J. LIU	23.04.24	
AS SHOWN	Drawn	C. BRETYENBACH	23.04.24	Date



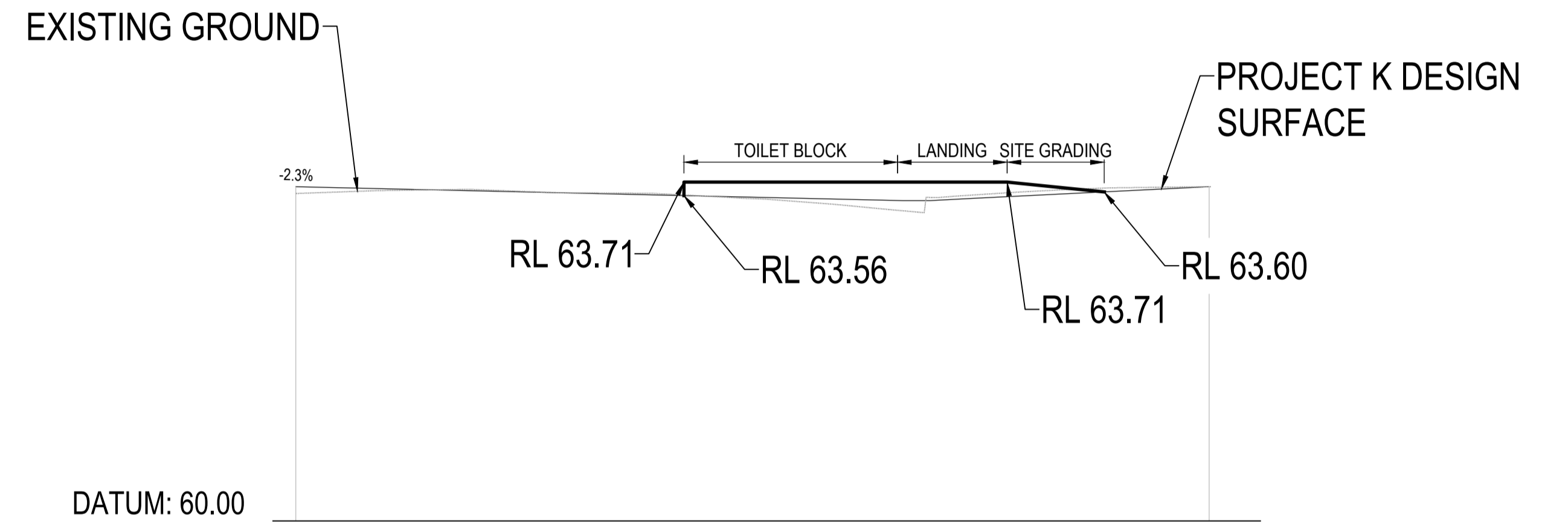
Client: MERCURY TOILET

Title: SITE SECTIONS

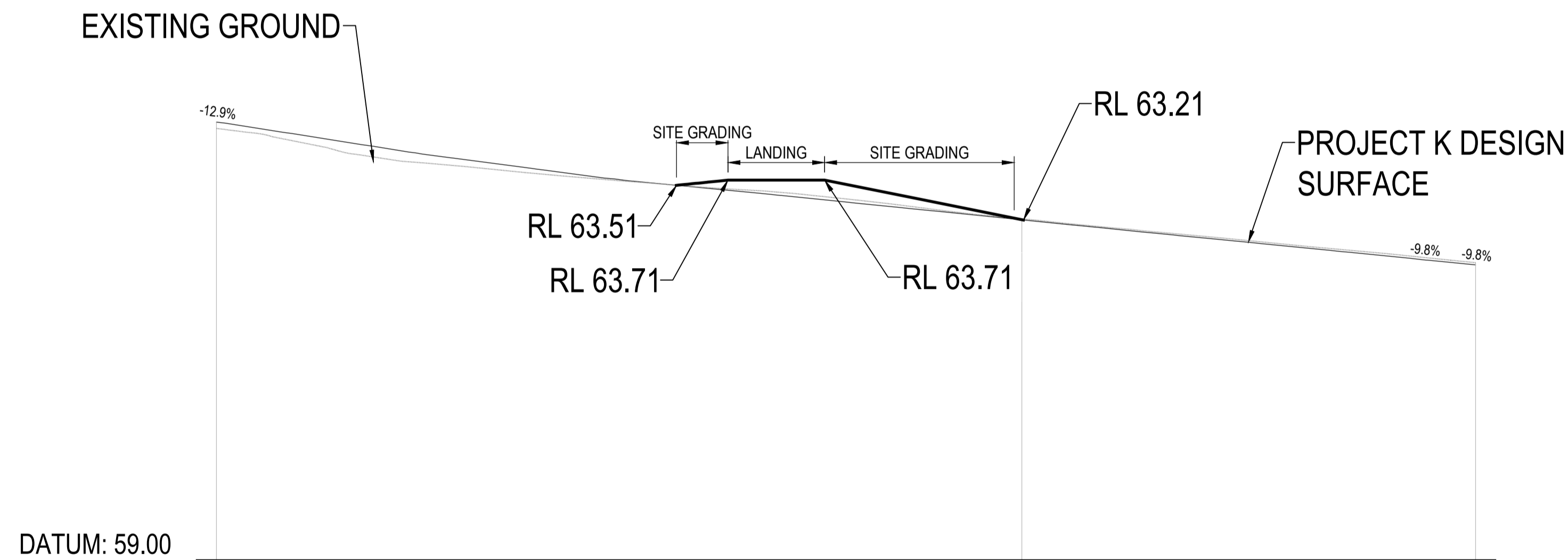
Discipline	CIVIL ENGINEERING
Drawing No.	4244592-CA-0001
Rev.	0



1 LONGITUDINAL SECTION  
CA-0001 SCALE 1:20



3 CROSS SECTION  
CA-0001 SCALE 1:20



2 LONGITUDINAL SECTION  
CA-0001 SCALE 1:20

ORIGINAL DRAWING  
IN COLOUR

PRELIMINARY  
NOT FOR CONSTRUCTION

No.	Revision	By	Chk	Appd	Date
0	PRELIMINARY DESIGN	AL	JL	CB	23.04.24

Original Scale (A1)	Design	Date	Approved For Construction*
AS SHOWN	A. LARSEN	23.04.24	
Reduced Scale (A3)	Drawn	Date	
AS SHOWN	A. LARSEN	23.04.24	
Reduced Scale (A3)	Dwg Verifier	Date	
AS SHOWN	J. LIU	23.04.24	
Reduced Scale (A3)	Dwg Check	Date	
AS SHOWN	C. BRETYENBACH	23.04.24	

\* Refer to Revision 1 for Original Signature



Client: **MERCURY TOILET**

Title: **SITE SECTIONS**

Discipline: **CIVIL ENGINEERING**  
Drawing No.: **4244592-CA-0002** Rev: **0**